



**YOUR ULTIMATE FLEET SOLUTION  
DOOR TO DOOR**

**DENSO**  
**HEAVY DUTY**



## DENSO Heavy Duty Starters & Alternators

DENSO Heavy Duty parts are precision built for use in frequent stop and start applications. Our medium duty starter offers high torque for maximum starting power. Our alternator features a long-life brushless design for increased durability. Both are fleet tested over millions of miles to deliver the most dependable products in the world.

**Quality, durability, reliability and performance.  
Make your choice DENSO Heavy Duty products.**

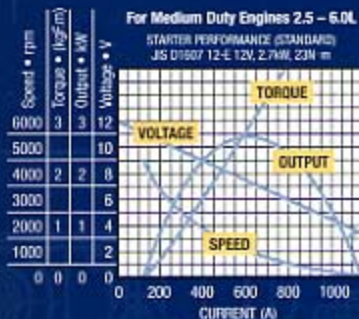


## Features and Benefits of DENSO's Medium Duty Starter



- Compact and lightweight design
- High torque for maximum starting power
- High durability in frequent stop/start applications
- Impact torque limiter for prevention of ring gear damage
- Self-contained clutch shaft for protection from environmental contaminants
- Solenoid and clutch co-axially arranged for smoother engagement
- Sealed heavy-duty ball bearings for longer life
- **Warranty: 18 months / unlimited miles**

### DESIGNED FOR CLASS 3 - 7 VEHICLES

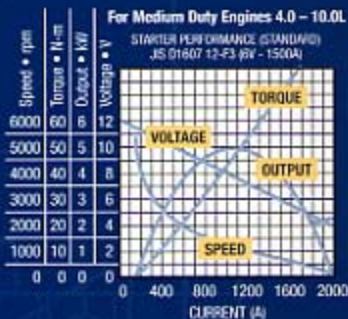


#### Specifications

- 12V 2.7kW (3.6hp)
- Mount: SAE #1
- Pinion: 13 tooth
- Rotation: Clockwise  
(viewed from pinion side)

#### Options

- Copper Tungsten Contacts
- Dry/Wet Clutch
- Ground Stud



#### Specifications

- 12V 4.0kW (5.3hp)
- Mount: SAE #3
- Pinion: 10 tooth
- Rotation: Clockwise  
(viewed from pinion side)

#### Options

- Dry/Wet Clutch
- Ground Stud

## Features and Benefits of DENSO's Brushless Alternator



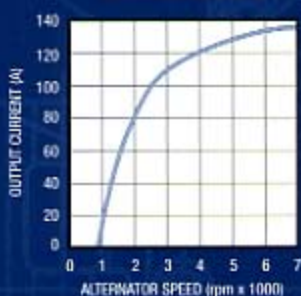
- Tested to endure heat producing engines of today and tomorrow.
- Long-life brushless design
- Heavy-duty front and rear bearings
- Corrosion resistant rectifier and rotor
- Heat resistant windings
- Non-soldered connections for easier service
- Compact and lightweight design
- One wire connection
- Load dump protection
- SAE J180 mount
- Warranty: 3 years / 350,000 miles

## DESIGNED FOR CLASS 3 - 8 VEHICLES

### Specifications

- Rated Voltage and Rated Output: 12V - 130A
- Initial Output Starting RPM: 2000 rpm max
- Allowable Max RPM: 10,000 rpm
- Allowable Belt Load: 980N max
- Polarity: Negative - Case Grounded
- Rotation: Clockwise (viewed from pulley end)
- Regulated Voltage: 14.0 - 14.4V at 5000 rpm 10A and 25°C
- Approximate Weight: 22.9 lbs

PERFORMANCE CURVE



13.5V output  
Voltage (@ 25°C)

### Options

#### B-Terminal

- Threaded  
5/16" or 1/4"

#### R-Terminal

- Threaded  
• 3mm pin

#### I-Terminal

- Threaded  
• w/o Terminal

#### Also Available

- 12 Volt 90/105 Amp  
• Padmount design



## Why DENSO Heavy Duty?

- Largest Starter and Alternator Manufacturer in the World
- Over 50 Years of Experience
- Extensive Service and Training Programs
- Durability and Reliability Means Lower Life Cycle Cost
- Best Warranty in the Business
- Smallest & Lightest Units in the Industry

**DENSO**  
**HEAVY DUTY**

**DENSO**  
**HEAVY DUTY**



**1.888.96.DENSO**  
**[www.DensoHeavyDuty.com](http://www.DensoHeavyDuty.com)**