


# Mitsubishi Evolution X Upgrade

## Turbocharger Specifications

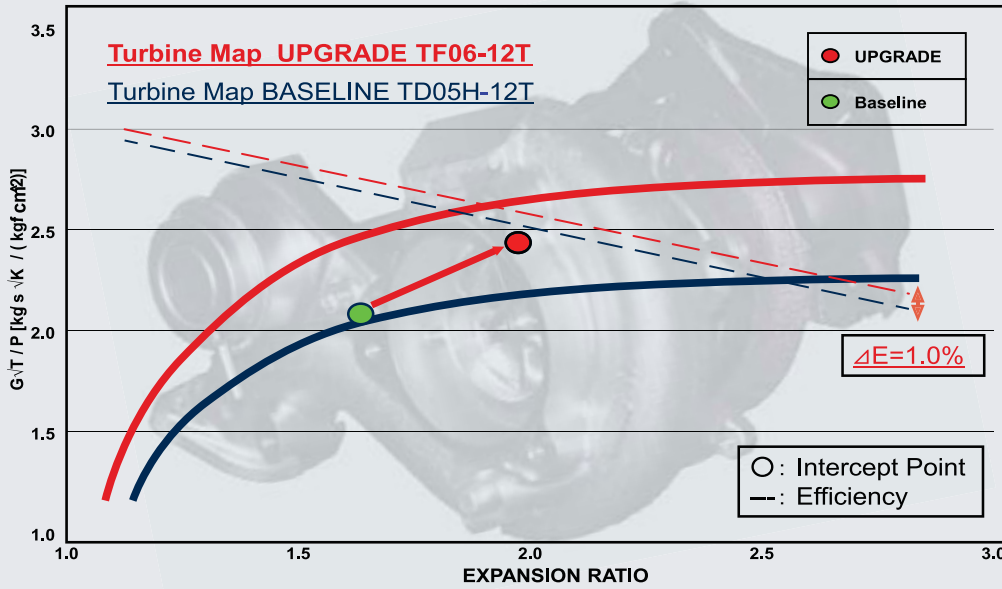


	UPGRADE	BASELINE
Turbocharger Spec.	TF06-07*18KX3RC-12T	TD05H-152G6-12T
Compressor Wheel Inducer Diameter	55.10mm	47.10mm
Compressor Wheel Exducer Diameter	75.00mm	68.00mm
Turbine Wheel Inducer Diameter	61.50mm	56.00mm
Turbine Wheel Exducer Diameter	54.00mm	49.10mm
Actuator Setting	P1=132kPa $\Delta P=8.7\text{kPa/mm}$	P1=100kPa $\Delta P=2.6\text{kPa/mm}$
Engine Output	331kw/6500rpm (450hp/6500rpm)	214kw/6500rpm (291hp/6500rpm)




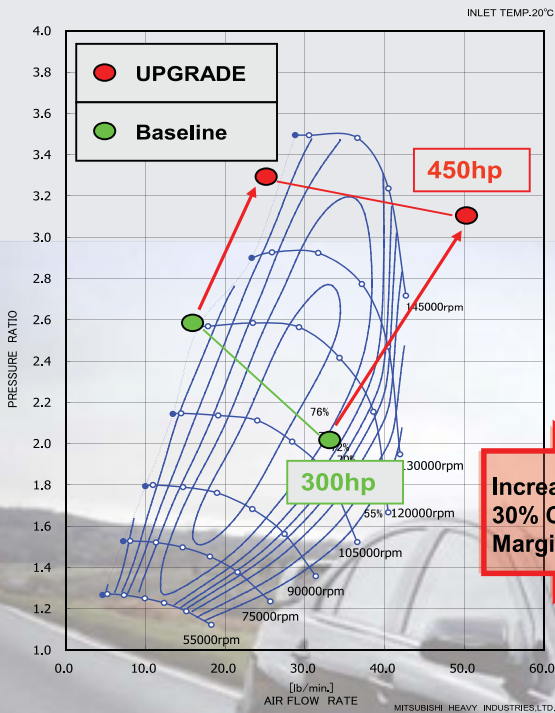
# Mitsubishi Evolution X Upgrade

## Turbine Performance



BASELINE: TD06-152G6 (φ68)

UPGRADE: TD07\*18KX3RC (φ75)



Increased  
30% Choke  
Margin

## Compressor Performance